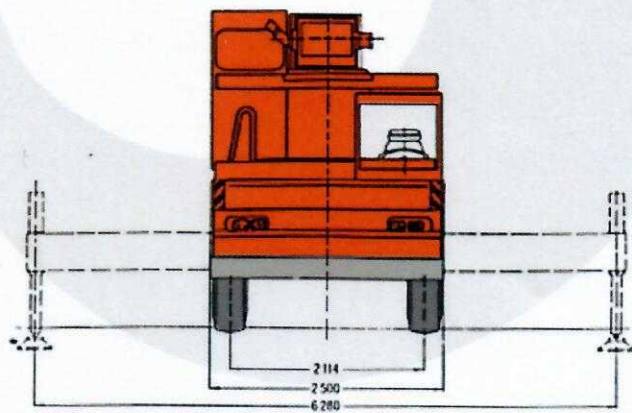
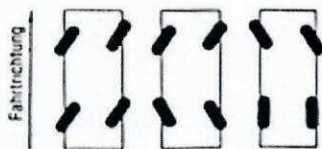
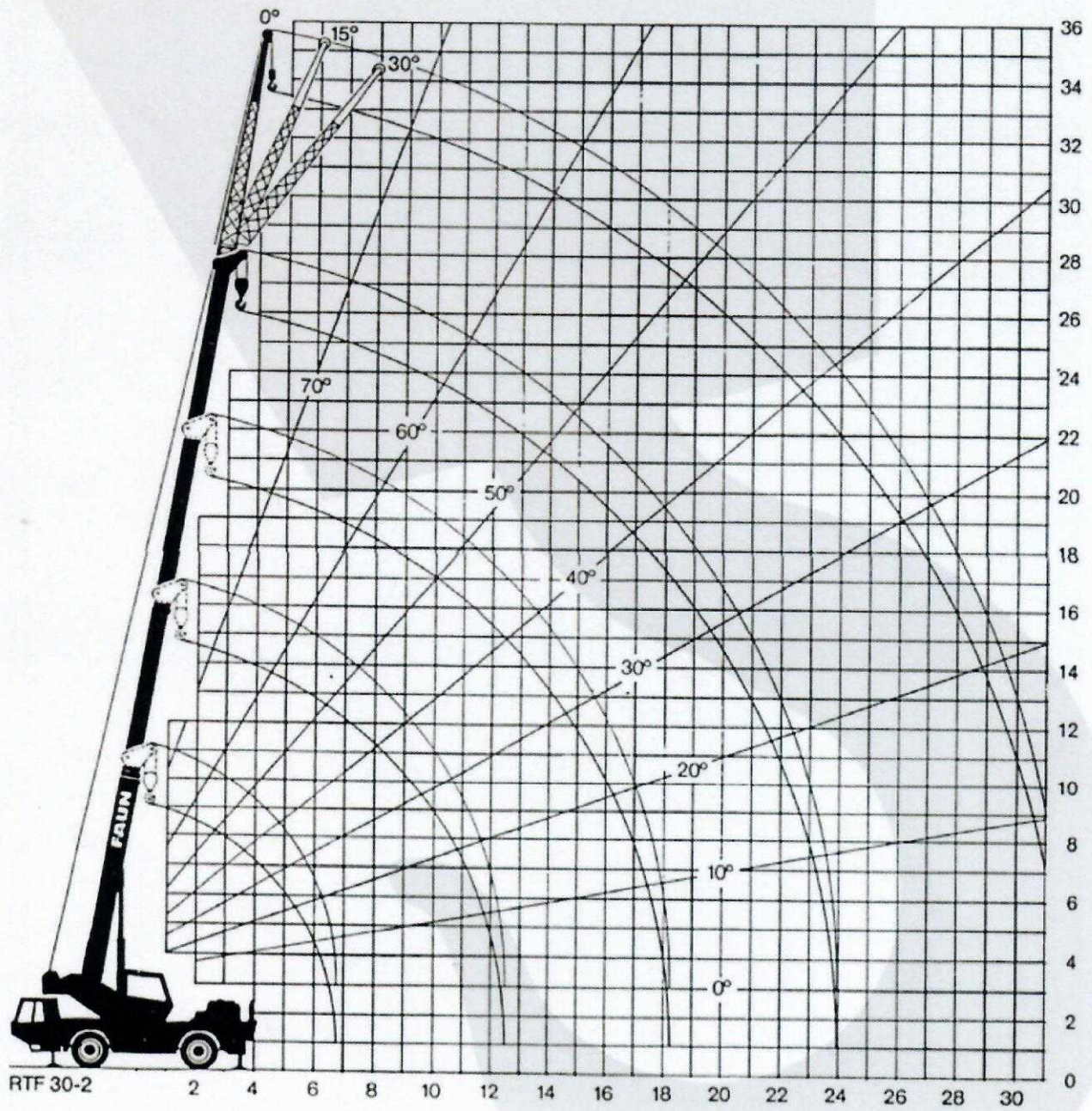


Lenkmöglichkeiten





Modelis: RTF 30-2		FAUN - Celtpējas tabula														
Attālums no sevis (m)		Celtpēja 30 t DIN 15019 Blatt 2, Atsvāri 2.2 t													Attālums no sevis (m)	
		Darba rāduss 360°														
		Izliece 8,18 m - 25,38 m														
		∠°	8,18 m	∠°	13,91 m	∠°	13,91 m	∠°	13,91 m	∠°	19,65 m	∠°	19,65 m	∠°		
	(t)		(t)		(t)		(t)		(t)		(t)		(t)			
3.0	61	30,00													3.0	
3.5	57	26,00													3.5	
4.0	52	22,60	70	18,00	70	13,00	70	12,90							4.0	
4.5	47	20,00	68	16,70	68	13,00	68	11,80							4.5	
5.0	41	17,80	65	15,30	65	13,00	65	11,10	74	12,70	74	8,60			5.0	
6.0	27	14,60	60	13,10	60	11,80	60	9,60	71	11,40	71	7,60	77	9,00	6.0	
7.0			55	11,30	55	10,40	55	8,50	68	10,10	68	6,70	75	8,25	7.0	
8.0			50	9,60	50	9,10	50	7,60	64	8,80	64	6,00	72	7,50	8.0	
9.0			44	7,60	44	7,20	44	6,90	61	7,30	61	5,30	70	6,85	9.0	
10.0			37	6,20	37	5,80	37	6,30	57	6,10	57	4,80	67	6,20	10.0	
11.0			29	5,20	29	4,80	29	5,60	54	5,10	54	4,30	65	5,40	11.0	
12.0			16	4,30	16	4,00	16	4,70	50	4,40	50	4,00	62	4,70	12.0	
13.0									46	3,70	46	3,70	59	4,00	13.0	
14.0									41	3,20	41	3,40	57	3,50	14.0	
15.0									36	2,80	36	3,10	54	3,10	15.0	
16.0									30	2,40	30	2,80	51	2,80	16.0	
17.0									23	2,10	23	2,60	47	2,45	17.0	
18.0									7	1,80	7	2,40	44	2,10	18.0	
14.0									41	3,20	41	3,40	57	3,50	14.0	
15.0									36	2,80	36	3,10	54	3,10	15.0	
16.0									30	2,40	30	2,80	51	2,80	16.0	
17.0									23	2,10	23	2,60	47	2,45	17.0	
18.0									7	1,80	7	2,40	44	2,10	18.0	
19.0													40	1,95	19.0	
20.0													36	1,80	20.0	
21.0													32	1,60	21.0	
22.0													26	1,40	22.0	
23.0													19	1,20	23.0	